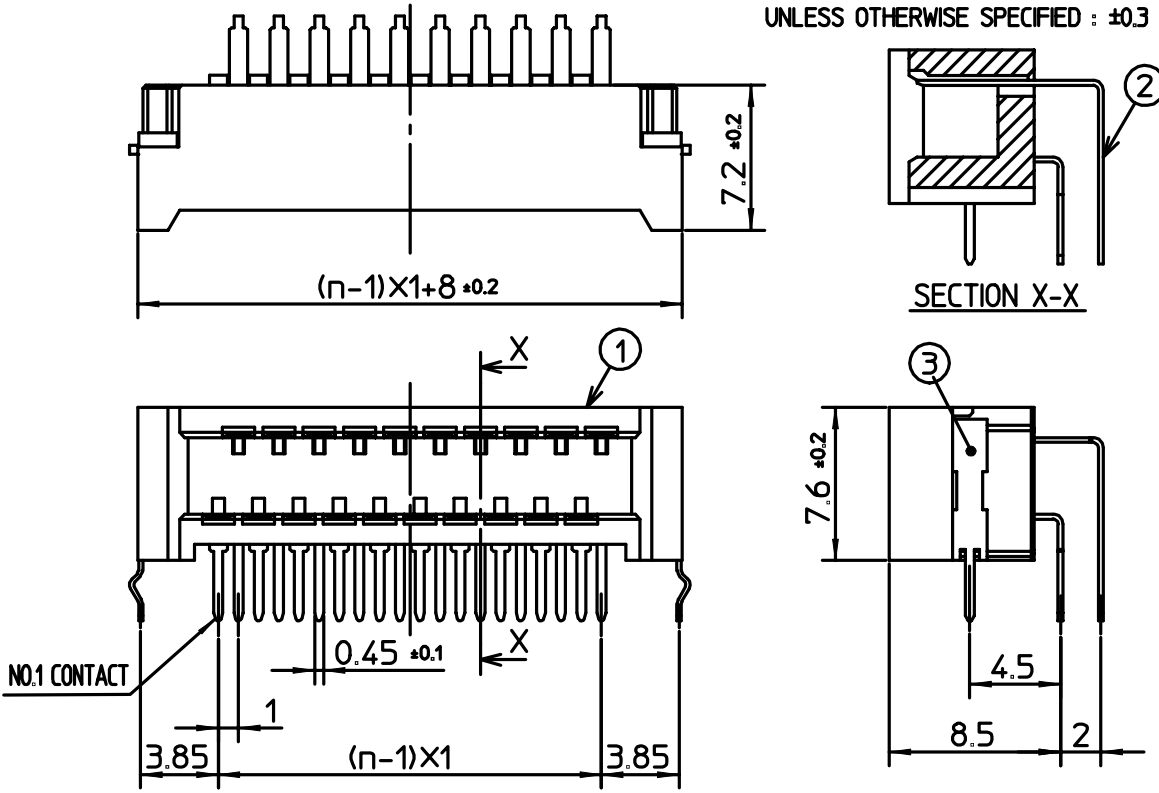


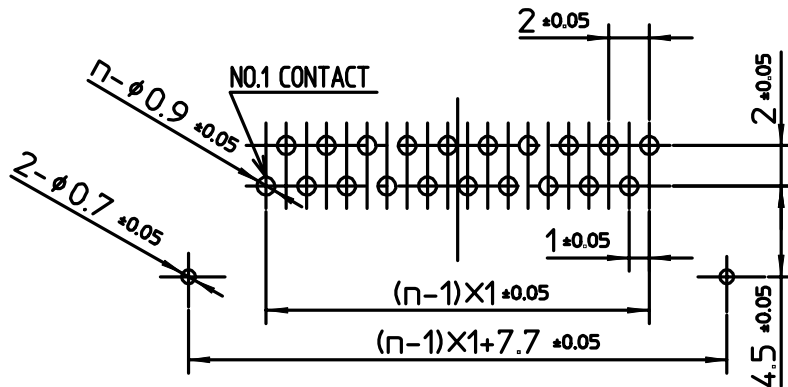
TOLERANCES
UNLESS OTHERWISE SPECIFIED : ±0.3



PT. NO.	PARTS NAME	MATERIAL	Q'TY	NOTE
1	HOUSING	GLASS FILLED THERMOPLASTIC RATED.(UL94V-0)	1	COLOR:BRACK
2	CONTACT	PHOSPHOR BRONZE	n	PLATING:TIN ALLOY
3	MOUNTING PLATE	BRASS	2	PLATING:TIN ALLOY

n:NO. OF CONTACTS
(10 TO 30 , ONLY EVEN POS.)

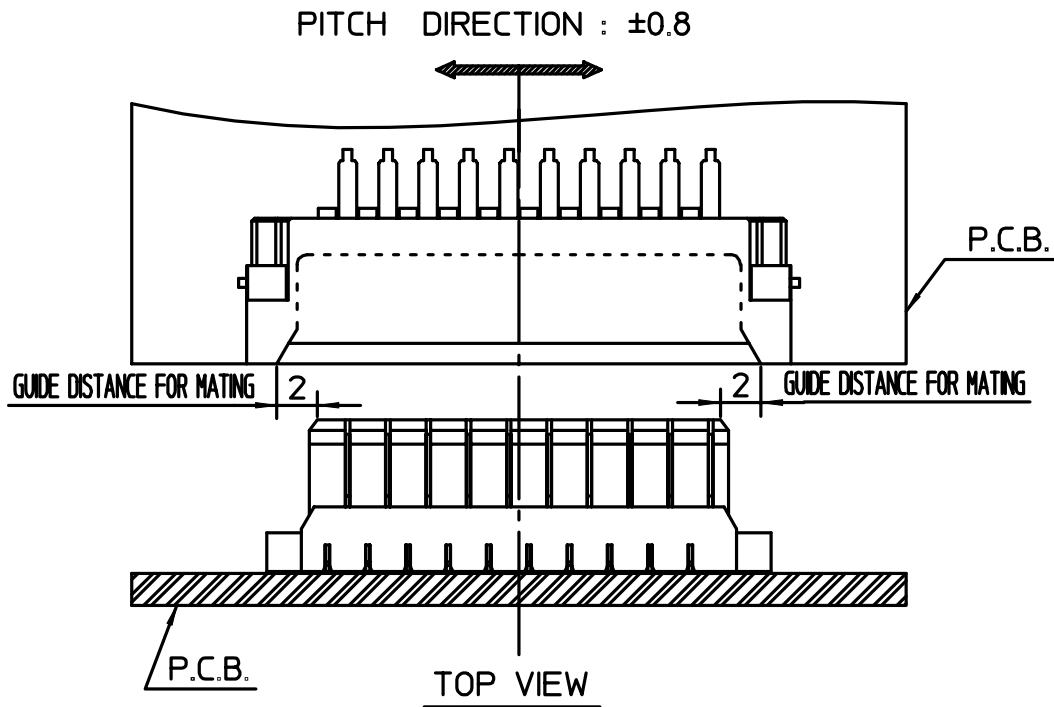
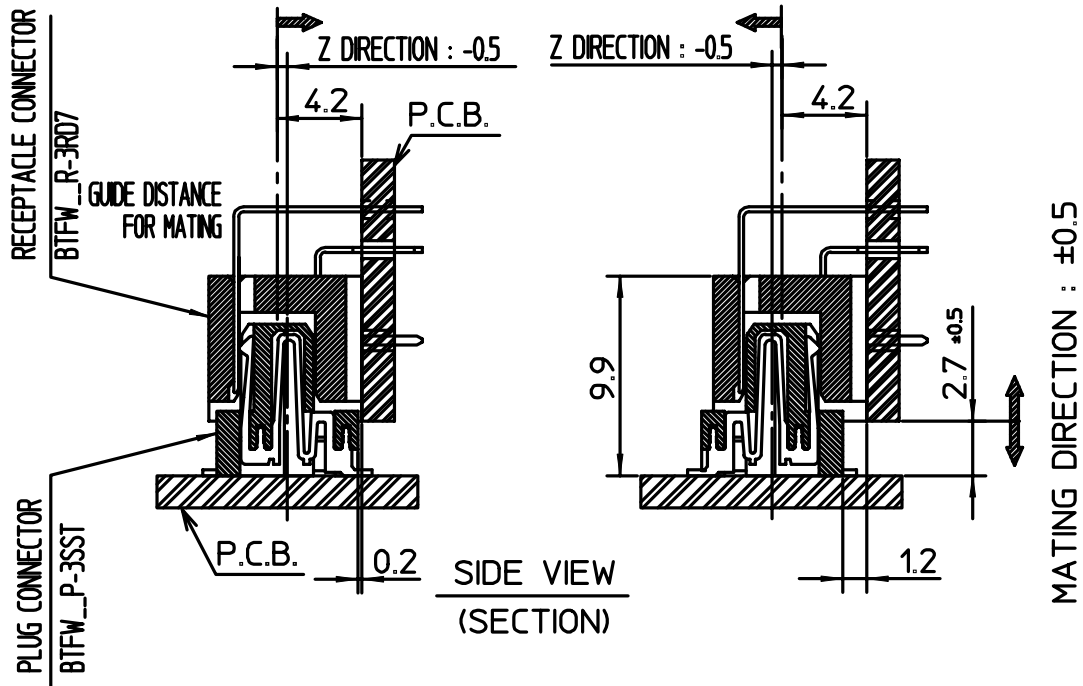
RECOMMENDED PC BOARD LAYOUT
THICKNESS : 1.6
HOLE PATTERN (COMPONENT SIDE)



4			SCALE	χ	UNIT	mm	PRODUCT NAME	FLOATING BOARD TO BOARD RECEPTACLE CONNECTOR (DIP)	
3			DESIGNED	June 10, 1999	CAT. NO.		BTFW__R-3RD7		
2			DRAWN	MKoga	DWG. NO.	JSA 95031	REV.	1	
1	Dec. 9 1999	CANGED HOLE DIM.	CHECKED						
REV.	DATE	REVISED DESCRIPTION	APPROVED	APPROVED	K.Sueki				

THIS FIGURE SHOW THE CONNECTOR MATING BY MAKING CENTER AS CRITERIA.

FLOATING ALLOWANCE MATING DIRECTION : ± 0.5
 PITCH DIRECTION : ± 0.8
 Z DIRECTION : ± 0.5



4			SCALE	\times	UNIT	mm	PRODUCT NAME	CROSS SECTION OF MATED CONDITION	
3			DESIGNED				CAT. NO.	BTFW_P-3SST/ BTFW_R-3RD7	
2			DRAWN				DWG. NO.	JSA 95032	REV. 0
1			CHECKED						
REV. DATE	REVISED DESCRIPTION	APPROVED	APPROVED						